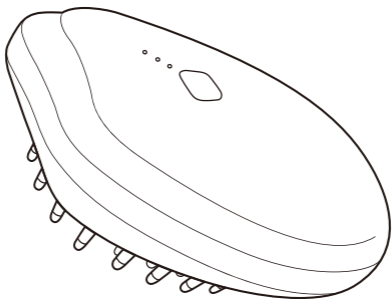


User Manual with a warranty certificate

DENK ⚡ BRUSH
MOTHERMO[®]
ELECTRIC BRUSH MOTHERMO[®]

Thank you very much for purchasing
the electric brush Mothermo[®] this time.



- This product is intended for home beauty use and should not be used for commercial purposes.
- This back cover of the user manual is the warranty certificate.
- Please be sure to read the instruction manual before using the product and use it correctly.
- Please keep the instruction manual carefully so that you can read it anytime you need.
- ※ Please note that the design, specifications, appearance, and price of the product may be subject to change without notice.

《 Contents 》

Safety Precautions and Specifications	P3-P6
Names of Each Part	P7
Before Use	P8
How to Use	P9
Recommended Treatment Methods and Post-use Care	P10
Warranty Regulations	P11
Warranty Certificate	Inside Back Cover

Safety Precautions

- Before use, please read this instruction manual thoroughly and use the product correctly.
- After reading, be sure to store it in a place where you can check it anytime.
- If any abnormalities occur, immediately stop using the product and request repairs.
- Using the product in a malfunctioning state can be hazardous to your health, so please refrain from doing so.
- The precautions mentioned here contain important information regarding safety, so please make sure to follow them.

We have categorized the consequences that may arise from incorrect usage as follows

Danger

Content that is anticipated to result in an imminent risk of death or serious injury to a person.


Warning


Content that is anticipated to pose a possibility of death or serious injury to a person

Caution

Content that is anticipated to pose a possibility of personal injury or material damage

 The symbol indicates "Prohibition" (Do not do). "Disassembly Prohibited."

 The symbol indicates "Mandatory" (Must be done).

(ex)  In this case, 'Disassembly Prohibited.'

 In this case, 'Unplug the power plug from the outlet.'

Danger (During Use)

- Do not use if you have the following symptoms or medical conditions:
Individuals undergoing medical treatment by a doctor.
Those with acute illnesses, tuberculosis, hypertension, infectious diseases, malignant tumors, allergies, blood disorders, internal organ diseases, skin diseases, atopic dermatitis, sensitive skin, or delicate skin.
Pregnant or breastfeeding individuals, those using steroid hormones for an extended period, or those experiencing capillary dilation due to liver dysfunction.
- Absolutely do not use in combination with the following medical electronic devices:
Individuals with implanted medical electronic devices such as pacemakers, life support medical electronic devices like artificial heart-lung machines, or those using wearable medical electronic devices like electrocardiographs.



※If you have any concerns about using this product, please consult your regular doctor or a dermatologist.

Warning (During Use)

- Do not use on the upper eyelids, mucous membrane areas, or the uvula.
- If you have tattoos, permanent makeup, or other markings on your face or scalp, do not use.
- Do not use in the same area more than three times a week.
There is a risk of skin damage.
- Do not store in places accessible to children to prevent accidents or injuries.



Caution (During Use)

- Do not share with family or others. There is a risk of infection.
- If used by someone with physical disabilities, receive proper guidance to ensure the safe and correct use of the device.
Please use it after thoroughly understanding safety precautions.





Danger (Regarding the main body)

- Do not modify, disassemble, or repair under any circumstances. There is a risk of fire, electric shock, and malfunction.



Warning (Regarding the main body)

- Do not use outside the AC 100-240V range. There is a risk of fire, electric shock, and malfunction.
- Do not damage, forcefully bend, pull, twist, bundle, place heavy objects on, or pinch the USB cable. There is a risk of fire, electric shock, and malfunction.
- Do not use if the power plug or USB cable is damaged. There is a risk of electric shock, short circuit, and fire.
- When cleaning, do not use petroleum-based cleaning agents or flammable solvents (such as alcohol or acetone). There is a risk of fire.
- When cleaning, do not use abrasive agents. There is a risk of damaging the main body.
- Do not use for purposes other than intended.
- Do not use the included power plug or USB cable with other devices. There is a risk of fire and electric shock.



- Do not immerse in water or other liquids. There is a risk of fire, electric shock, short circuit, and ignition.



- Avoid using in places where there is a risk of submersion or exposure to flowing water. This can cause fire, electric shock, short circuit, and ignition.



- Do not touch the brush or element with wet hands during or after use.
- Do not unplug or plug in the power plug and USB cable with wet hands from the outlet



- After use, be sure to turn off the power, unplug the power plug and USB cable from the outlet during maintenance. There is a risk of fire and injury.



- If any abnormalities occur during use, turn off the power, unplug the power plug and USB cable from the outlet, and immediately stop using. Afterwards, please request inspection and repair. Continuing to use in that condition may pose a risk of fire, electric shock, and injury.



Caution (Regarding the main body)

- Do not allow metal, dust, water droplets, etc., to adhere to the power plug and USB cable. There is a risk of fire, electric shock, and malfunction. Please perform regular maintenance.



- When unplugging the power plug and USB cable, always grip the plug end and pull without holding the cable. There is a risk of fire, electric shock, ignition, and malfunction.



- Always turn off the power and unplug the power plug and USB cable from the outlet when not in use. There is a risk of burns, injuries, electric shock, and leakage fires due to deterioration.



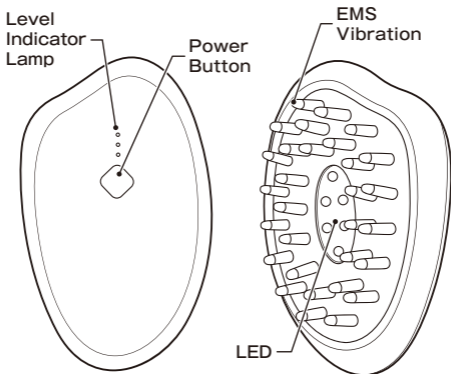
Specifications

Rating and Specifications

Product Name	ELECTRIC BRUSH MOTHERMO®
Specifications	Power Standards: PSE·CCC·CE Rated Voltage: AC100V-240V 50-60Hz
Weight	Weight: Approximately 115g Dimensions: Approximately H103.5×W63.8×D51mm
Material	ABS, Polycarbonate, Silicone, Stainless Steel, Chrome Plating
Waterproof	IPX5
Accessories	Power Plug, USB Cable, Instruction Manual cum Warranty Certificate
Auto OFF	Approximately 10 minutes
Country of Origin	Japan (Charging Adapter: China)

※The power button and USB cable insertion port are not waterproof.

Names of Each Part



① Power Button ON/OFF (Short press)

※To turn OFF, press shortly when the intensity level is set to high.

② Mode Switching Vibration ON (LED blinking)

When the power is turned on, the low-level vibration with LED blinking will activate.

Vibration OFF (LED lit)

Press and hold the power button when the power is on.

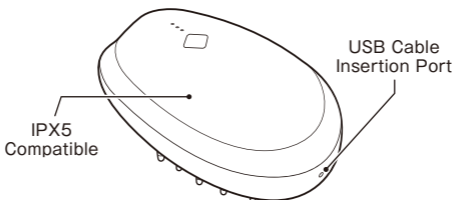
※Mode switching can be done at any intensity level.

③ Adjusting Intensity Levels (Short press)

1 Press: One indicator light lit - Low

2 Presses: Two indicator lights lit - Medium

3 Presses: Three indicator lights lit - High



Before Use

<Preparation Before Use>

- Use after shampooing.
- Remove precious metal items (watches, necklaces, rings, etc.), glasses, and contact lenses before use.

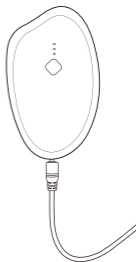
<Charging Method>

- Make sure the main unit is clean.
- Connect the power plug and USB cable to the main unit.

Charging: Level indicator lamp flashes

Fully charged: Level indicator lamp lights up

- ※ When using this product for the first time, be sure to charge it until the level indicator lamp lights up.
- ※ If the main unit is wet, dry it before charging.



<Charging Time and Number of Uses>

- Charging time is approximately 3 hours.
- The number of uses is approximately 15-20 times at level 3.

- ※ The number of uses may vary depending on the environment and method.
- ※ Dry the product in a well-ventilated place before charging.
- ※ When unplugging the power plug from the outlet, be sure to pull it out by holding the plug and not the USB cable.
- ※ If you accidentally pull and unplug the USB cable, there is a risk of short circuit, electric shock, and adverse effects or malfunctions in the device due to cable breakage or peeling of the cable coating. Please handle with care.
- ※ Even if you are not using the product, please charge it regularly, at least once a month, for the proper maintenance of the device.

How to Use

Mode 1: Vibration ON

Press the power button briefly to turn on the power, and the level indicator lamp will light up one (low). The LED on the brush surface will blink, and EMS and vibration will be output. Press the power button briefly to switch to your preferred output level.

※Due to a weak electrical current, you may feel a tingling sensation on the scalp. This is not a malfunction.



You cannot switch from 'Vibration OFF' to 'Vibration ON.'

Mode 2: Vibration OFF

Press and hold the power button with the power on, and the level indicator lamp will light up one (low). The LED on the brush surface will illuminate, and EMS will be output. Press the power button briefly to switch to your preferred output level.

※Due to a weak electrical current, you may feel a tingling sensation on the scalp. This is not a malfunction.



You can switch from 'Vibration ON' to 'Vibration OFF' at any intensity level.

- You can check the output level on the level indicator lamp.
- Each time you press the power button, the output level increases in the order of low, medium, and high, and after high, the power is turned OFF.
- Always start from the low level and use the strength that suits you.

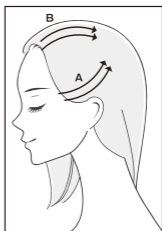
Recommended Treatment Method

● Scalp Care

Apply it to the scalp and use it to comb through the hair in the order of A to B.

Repeat the process from A to B for approximately 5 to 10 minutes.

- ※We recommend using scalp beauty essence, lotion, or serum.
- ※Use for approximately 5 to 10 minutes per session.
- ※Use the same area once or twice a week, and we recommend using it a total of 4 to 5 times a week, including care for other areas.
- ※The power will automatically turn off after about 10 minutes.



After Use

<After Use>

- After use, make sure the power of the device is turned off.
- Avoid putting stress on your face or scalp after use (such as dyeing).

<Maintenance and Storage>

- To keep the product clean, please clean it after each use.
- Wipe off the dirt on the main unit with a cloth dampened with water and wrung out tightly. Do not use alkaline detergents, alcohol, thinner, benzene, or nail polish remover.
- Dry it in a well-ventilated place before storing.
- When not in use, turn off the power, unplug the USB cable, and unplug the power plug from the outlet before storing.
- Do not allow metal, dust, water droplets, etc., to adhere to the main unit, power plug, and USB cable. This can cause fire, electric shock, and malfunction.
- Do not leave it near fire, in direct sunlight, or in hot and humid places such as the bathroom. Store it in a well-ventilated, clean place.
- Store it out of reach of children.

Warranty Policy

1. We will provide free repairs in accordance with the instructions in this manual if the product malfunctions under correct use following the instructions, within the warranty period.
2. The warranty covers only the main unit, and the warranty period is one year.
3. If the product malfunctions and requires repair during the warranty period, please contact the retailer where you purchased the product with this manual attached.
4. Even within the warranty period, the following cases will be subject to paid repairs.
 - A) Malfunctions and damage caused by incorrect use, unjustified repairs, or modifications.
 - B) Malfunctions and damage due to mishandling, such as dropping, after purchase.
 - C) Malfunctions and damage caused by fire, earthquakes, floods, lightning, and other natural disasters.
 - D) If this manual is not presented.
 - E) If the purchase date, customer name, retailer name, and serial number are not recorded in this manual, if the purchase history cannot be confirmed, or if the wording has been altered.
 - F) Accessories.
 - G) If the cause of the malfunction is attributed to factors other than this product.
5. This manual will not be reissued, so please keep it carefully to avoid loss.
6. This warranty promises free repairs under the specified period and conditions in this manual. Therefore, this warranty does not limit the customer's legal rights.
7. Repairs after the expiration of the free repair period will be subject to charges.

Please consult the retailer for repairs.

Warranty Certificate

We deliver this product to you under strict quality control and inspection. However, in the unlikely event of a malfunction, we will repair it within the scope of the free warranty regulations on the back. Please submit this warranty certificate along with the actual product to the purchasing retailer in such cases.

Model Name/ Product Number	ELECTRIC BRUSH MOTHERMO®/DBM-C221		
Product Name	ELECTRIC BRUSH MOTHERMO		
Customer	Name		
	Address	〒	
	Building Name		
	Phone Number	() -	

serial number ※The warranty is void without the manufacturing number label on the certificate.	Date of purchase	Warranty period
It is invalid without the seal.	MM/DD/YYYY	Body 1Y
<small>※To the selling store: Please be sure to fill in at the time of sale.</small>		
※Seller's name (purchase store), address, and phone number.		
It is invalid if not specified.		
<small>Without the seller's name on the warranty certificate, the warranty cannot be claimed. Additionally, the manufacturer does not guarantee transactions outside of authorized dealerships, such as online auctions.</small>		

- If the purchase date and seller's name are not provided, this document is not considered valid. Please be sure to check whether the information is filled in. If not, please promptly contact the selling store where you made the purchase.
- Removing or losing the manufacturing number label will result in the warranty becoming void, so please be cautious.
- This document will not be reissued, so please keep it safe.

[Manufacturer and seller] **CBS cosmetics**

CBS Corporation

[Customer Support Center] ☎ **(+81) 120-837-277**

Reception hours: 10:00 to 17:00, Monday to Friday (excluding Saturdays, Sundays, national holidays, and company holidays). Please note that we may also be closed on certain days due to circumstances. Thank you for your understanding.